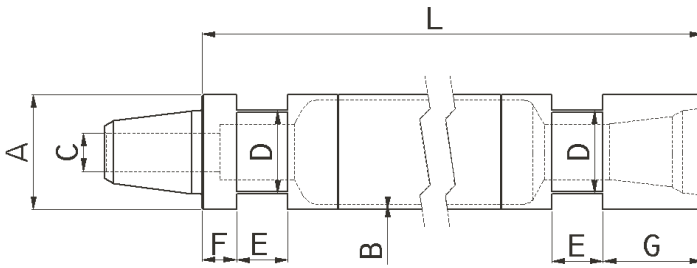


Supreme Drillpipe - Standard

OD A	WT B	Length L	Weight Kg	Measurements, mm					Thread Box	Thread Pin	Product No.
				C	D	E	F	G			
38	6.3	1500	8	12	32.5	30	10	60	NC 10	NC 10	10-1649
44	6.3	1500	10	20	35	40	27	70	NC 12	NC 12	10-1847
47	6.3	1500	10.5	22	36	32	30	63	NC 13	NC 13	10-2016
48	5.0	500	4	22	41	40	27	52	RD40-6	RD40-6	10-2820
48	5.0	1000	7.5	22	41	40	27	52	RD40-6	RD40-6	10-2819
51	5.0	1000	7.2	22	41	40	27	52	RD40-6	RD40-6	10-1513
51	5.0	1500	10.5	22	41	40	27	52	RD40-6	RD40-6	10-1514
51	5.0	1500	10.5	25	40	40	27	60	RD40-6	RD40-6	10-2860
51	5.0	2000	13	22	41	40	27	52	RD40-6	RD40-6	10-2142
51	5.0	3000	18	22	41	40	27	52	RD40-6	RD40-6	10-1405
51	5.0	4000	24,3	22	41	40	27	52	RD40-6	RD40-6	10-2516
51	6.3	3000	19	25	41	40	27	60	RD40-6	RD40-6	10-2901
54	6.3	3000	21	25	41	40	27	60	RD40-6	RD40-6	10-2902
57	6.3	1000	9.2	25	45	40	20	60	RD40-6	RD40-6	10-2461
57	6.3	2000	15,3	25	45	40	20	60	RD40-6	RD40-6	10-2462
57	6.3	3000	21,4	25	45	40	20	60	RD40-6	RD40-6	10-2463
60	10	1500	19.5	22	45	50	40	102	NC 16	NC 16	10-2530
60	6.3	1000	10.3	25	41	40	27	70	NC 16	NC 16	10-2286
60	6.3	2000	18.7	25	41	40	27	70	NC 16	NC 16	10-2287
60	6.3	3000	27.1	25	41	40	27	70	NC 16	NC 16	10-2288
60	6.3	6000	52.3	25	41	40	27	70	NC 16	NC 16	10-2289
63	10	1500	20	25	50	40	27	80	TR51-1/4	TR51-1/4	10-1465
63	5.0	3000	24	30	50	40	27	67	RD 50-6	RD 50-6	10-1406
63	10	3000	39	25	50	40	27	80	TR51-1/4	TR51-1/4	10-1446
63	5.0	1000	7.5	30	50	40	27	67	RD50-6	RD50-6	10-2163
63	5.0	1500	11	30	50	40	27	67	RD50-6	RD50-6	10-2632
63	7.1	3000	31	25					WW 63,5	WW 63,5	10-2261
70	4.0	600	7.5	30	55	40	27	85	ACT	ACT	10-2157
70	4.0	1000	10	30	55	40	27	85	ACT	ACT	10-2147
70	4.0	1000	11.2	30					May JR	May JR	10-2962
70	4.0	1000	10	30	55	40	27	62	RD 50-6	RD 50-6	10-1002
70	4.0	1200	11	30	55	40	27	85	RD50-6	RD50-6	10-2169
70	4.0	1500	13	30	55	40	27	85	ACT(NWY)	ACT(NWY)	10-1541
70	4.0	1500	14.5	30					2 3/8" May JR	2 3/8" May JR	10-2961
70	4.0	1500	13	30	55	40	27	62	RD 50-6	RD 50-6	10-1003
70	4.0	1524	14	30	55	40	27	85	ACT	ACT	10-2676
70	4.0	2000	17	30.5	47	50	25	67	HOLMAN	HOLMAN	10-1413
70	4.0	2000	17	30	55	40	27	62	RD 50-6	RD 50-6	10-1004
70	4.0	3000	23	30	55	40	27	85	ACT(NWY)	ACT(NWY)	10-1540
70	4.0	3000	23	30.5	47	50	25	67	HOLMAN	HOLMAN	10-1414
70	4.0	3000	23	30	55	40	27	62	RD 50-6	RD 50-6	10-1005

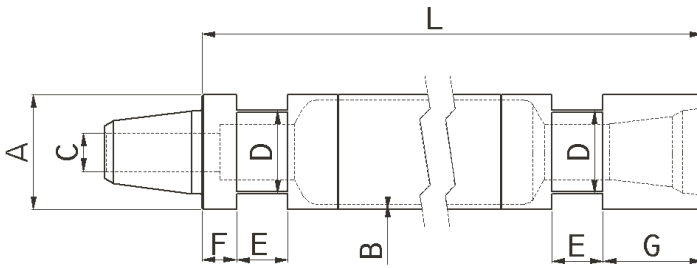
OD A	WT B	Length L	Weight Kg	Measurements, mm					Thread Box	Thread Pin	Product No.
				C	D	E	F	G			
70	6.3	1500	18	30	55	40	27	85	ACT	ACT	10-2559
70	6.3	3000	33	30	55	40	27	85	ACT	ACT	10-2139
73	6.3	1500	23	31,75					2 3/8" May JR	2 3/8" May JR	10-2217
73	6.3	3000	36	31,75					2 3/8" May JR	2 3/8" May JR	10-2216
73	6.3	3000	36.5	31,75	55	40		85	2 3/8" May JR	2 3/8" May JR	10-2850
73	7.1	3048	38	31.75	55	40		85	2 3/8" May JR	2 3/8" May JR	10-1722
73	7.1	6096	74	31.75	55	40		85	2 3/8" May JR	2 3/8" May JR	10-1723
73	8.8	6096	92	31,75	60,3	102		102	2 3/8" May JR	2 3/8" May JR	10-2020
76	4.0	1000	12	30	65	40	27	85	2 3/8" Reg	2 3/8" Reg	10-1014
76	4.0	1000	12	30	65	40	27	85	RD 50-6	RD 50-6	10-1010
76	4.0	1500	16	30	65	40	27	85	2 3/8" Reg	2 3/8" Reg	10-1015
76	4.0	1500	16	30	65	40	27	85	RD 50-6	RD 50-6	10-1011
76	4.0	1524	14.5	30	65	40	27	85	2 3/8" May JR	2 3/8" May JR	10-2010
76	4.0	2000	19	30	65	40	27	85	2 3/8" Reg	2 3/8" Reg	10-1017
76	4.0	2000	19	30	65	40	27	85	RD 50-6	RD 50-6	10-1012
76	4.0	3000	24	30	65	40	27	85	2 3/8" Reg	2 3/8" Reg	10-1018
76	4.0	3000	24.8	34	65	40	27	85	2 3/8" Reg	2 3/8" Reg	10-2848
76	4.0	3000	31	34	65	40	27	78	2 3/8" Reg	2 3/8" Reg	10-2849
76	4.0	3000	24	30	65	40	27	85	RD 50-6	RD 50-6	10-1013
76	4.0	3048	25.8	30	65	40	27	85	2 3/8" May JR	2 3/8" May JR	10-2009
76	4.0	4000	31	30	65	40	27	85	2 3/8" Reg	2 3/8" Reg	10-1258
76	6.3	1000	17	30	65	40	27	85	2 3/8" Reg	2 3/8" Reg	10-1035
76	6.3	1000	17	30	65	40	27	85	RD 50-6	RD 50-6	10-1029
76	6.3	1500	23	30	65	40	27	85	2 3/8" Reg	2 3/8" Reg	10-1036
76	6.3	1500	22	30	60	50	38	102	2 3/8" Reg	2 3/8" Reg	10-2529
76	6.3	1500	23	30	65	40	27	85	RD 50-6	RD 50-6	10-1030
76	6.3	1524	20	30	57	40	27	85	2 3/8" May JR	2 3/8" May JR	10-2292
76	6.3	2000	28	30	65	40	27	85	2 3/8" Reg	2 3/8" Reg	10-1037
76	6.3	2000	27.5	30	60	50	38	102	2 3/8" Reg	2 3/8" Reg	10-2258
76	6.3	2000	28	30	65	40	27	85	RD 50-6	RD 50-6	10-1031
76	6.3	3000	37.5	38	70	50	15	125	2 3/8" May Reg	2 3/8" May Reg	10-2674
76	6.3	3000	39	30	65	40	27	85	2 3/8" Reg	2 3/8" Reg	10-1038
76	6.3	3000	39	30	65	40	27	85	RD 50-6	RD 50-6	10-1032
76	6.3	4000	49	30	65	40	27	85	2 3/8" Reg	2 3/8" Reg	10-1039
76	6.3	5000	61	30	65	40	27	85	2 3/8" Reg	2 3/8" Reg	10-1328
76	6.3	6000	72	30	65	40	27	85	2 3/8" Reg	2 3/8" Reg	10-1041
76	6.3	6000	70.4	30	60	40	27	85	2 3/8" Reg	2 3/8" Reg	10-2484
76	6.3	6000	72	30	65	40	27	85	RD 50-6	RD 50-6	10-1034
76	8.0	4000	52	30	65	40	27	85	2 3/8" Reg	2 3/8" Reg	10-1780
76	8.8	3048	50	31,75	57,15	58		102	2 3/8" May JR	2 3/8" May JR	10-2269
76	8.8	7620	115	31.75	55	40/50	25	85	2 3/8" May JR	2 3/8" May JR	10-1807
89	4.0	1000	13	43	65	40	27	110	2 3/8" IF	2 3/8" IF	10-1059
89	4.0	1000	13	30	65	40	27	78	2 3/8" Reg	2 3/8" Reg	10-1046
89	4.0	1000	13	36	65	40	27	110	2 7/8" Reg	2 7/8" Reg	10-1065
89	4.0	1000	13	43	65	40	27	78	RD 70-4	RD 70-4	10-1042
89	4.0	1500	18	43	65	40	27	110	2 3/8" IF	2 3/8" IF	10-1060
89	4.0	1500	18	30	65	40	27	78	2 3/8" Reg	2 3/8" Reg	10-1047
89	4.0	1500	18	36	65	40	27	110	2 7/8" Reg	2 7/8" Reg	10-1066
89	4.0	1500	18	43	65	40	27	78	RD 70-4	RD 70-4	10-1043
89	4.0	2000	22	43	65	40	27	110	2 3/8" IF	2 3/8" IF	10-1061
89	4.0	2000	22	30	65	40	27	78	2 3/8" Reg	2 3/8" Reg	10-1050
89	4.0	2000	22	36	65	40	27	110	2 7/8" Reg	2 7/8" Reg	10-1067
89	4.0	2000	22	43	65	40	27	78	RD 70-4	RD 70-4	10-1044
89	4.0	3000	28	43	65	40	27	110	2 3/8" IF	2 3/8" IF	10-1062
89	4.0	3000	28	30	65	40	27	78	2 3/8" Reg	2 3/8" Reg	10-1051
89	4.0	3000	28	36	65	40	27	110	2 7/8" Reg	2 7/8" Reg	10-1068
89	4.0	3000	28	43	65	40	27	78	RD 70-4	RD 70-4	10-1045



Supreme Drillpipe - Standard

OD A	WT B	Length L	Weight Kg	Measurements, mm					Thread Box	Thread Pin	Product No.
A	B	L	Kg	C	D	E	F	G			
89	6.3	500	11	43	75	40	27	110	2 3/8" IF	2 3/8" IF	10-2830
89	6.3	600	13.5	43	75	40	27	110	2 3/8" IF	2 3/8" IF	10-2691
89	6.3	700	15	43	75	40	27	110	2 3/8" IF	2 3/8" IF	10-2670
89	6.3	1000	17	43	65	40	27	110	2 3/8" IF	2 3/8" IF	10-1082
89	6.3	1000	17.5	43	75	40	27	110	2 3/8" IF	2 3/8" IF	10-2630
89	6.3	1000	17	30	65	40	27	78	2 3/8" Reg	2 3/8" Reg	10-1076
89	6.3	1000	17	36	65	40	27	110	2 7/8" Reg	2 7/8" Reg	10-1088
89	6.3	1000	17	43	65	40	27	78	RD 70-4	RD 70-4	10-1069
89	6.3	1300	22	43	75	40	27	110	2 3/8" IF	2 3/8" IF	10-2669
89	6.3	1400	23	43	75	40	27	110	2 3/8" IF	2 3/8" IF	10-2829
89	6.3	1500	24	43	65	40	27	110	2 3/8" IF	2 3/8" IF	10-1083
89	6.3	1500	24	43	75	40	27	110	2 3/8" IF	2 3/8" IF	10-2629
89	6.3	1500	24	30	65	40	27	78	2 3/8" Reg	2 3/8" Reg	10-1077
89	6.3	1500	24	36	65	40	27	110	2 7/8" Reg	2 7/8" Reg	10-1089
89	6.3	1500	24	43	65	40	27	78	RD 70-4	RD 70-4	10-1070
89	6.3	1700	28	43	75	40	27	110	2 3/8" IF	2 3/8" IF	10-2409
89	6.3	1800	31	30					2 3/8" IF	2 3/8" IF	10-2653
89	6.3	2000	30	43	65	40	27	110	2 3/8" IF	2 3/8" IF	10-1084
89	6.3	2000	30	30	65	40	27	78	2 3/8" Reg	2 3/8" Reg	10-1078
89	6.3	2000	30	36	65	40	27	110	2 7/8" Reg	2 7/8" Reg	10-1090
89	6.3	2000	30	43	65	40	27	78	RD 70-4	RD 70-4	10-1071
89	6.3	3000	43	43	65	40	27	110	2 3/8" IF	2 3/8" IF	10-1085
89	6.3	3000	43	53	75	40	27	110	2 3/8" IF	2 3/8" IF	10-2628
89	6.3	3000	46	38	70	50		116,5	2 3/8" May Reg	2 3/8" May Reg	10-2774
89	6.3	3000	43	30	65	40	27	78	2 3/8" Reg	2 3/8" Reg	10-1079
89	6.3	3000	43	36	65	40	27	110	2 7/8" Reg	2 7/8" Reg	10-1091
89	6.3	3000	43	43	65	40	27	78	RD 70-4	RD 70-4	10-1072
89	6.3	4000	56	43	65	40	27	110	2 3/8" IF	2 3/8" IF	10-1848
89	6.3	4000	56	30	65	40	27	78	2 3/8" Reg	2 3/8" Reg	10-1316
89	6.3	5000	69	30	65	40	27	78	2 3/8" Reg	2 3/8" Reg	10-1286
89	6.3	6000	81	43	65	40	27	110	2 3/8" IF	2 3/8" IF	10-1087
89	6.3	6000	83.5	38	70	50		116,5	2 3/8" May Reg	2 3/8" May Reg	10-2588
89	6.3	6000	81	30	65	40	27	78	2 3/8" Reg	2 3/8" Reg	10-1081
89	6.3	6000	81	36	65	40	27	110	2 7/8" Reg	2 7/8" Reg	10-1093
89	6.3	6000	82.7	38	70	40	10	125	2 3/8" May Reg	2 3/8" May Reg	10-2583
89	6.3	6000	81	43	65	40	27	78	RD 70-4	RD 70-4	10-1074
89	8.0	1000	22	30	65	40	27	78	2 3/8" Reg	2 3/8" Reg	10-1877
89	8.0	1000	22	36	65	40	27	110	2 7/8" Reg	2 7/8" Reg	10-1670
89	8.0	2000	35	30	65	40	27	78	2 3/8" Reg	2 3/8" Reg	10-1611
89	8.0	2000	35	36	65	40	27	110	2 7/8" Reg	2 7/8" Reg	10-1539
89	8.0	3000	52	30	65	40	27	78	2 3/8" Reg	2 3/8" Reg	10-1564
89	8.0	3000	52	36	65	40	27	110	2 7/8" Reg	2 7/8" Reg	10-1571
89	8.8	2000	38.5	30	65	40	78	78	2 3/8" Reg	2 3/8" Reg	10-2377
102	6.3	1000	25	36	75	50	30	100	2 7/8" Reg	2 7/8" Reg	10-1849
102	6.3	1500	33	36	75	50	30	100	2 7/8" Reg	2 7/8" Reg	10-1850
102	6.3	2000	40	36	75	50	30	100	2 7/8" Reg	2 7/8" Reg	10-1851
102	6.3	3000	55	36	75	50	30	100	2 7/8" Reg	2 7/8" Reg	10-1852
102	6.3	4000	70	36	75	50	30	100	2 7/8" Reg	2 7/8" Reg	10-1853
102	6.3	5000	85	36	75	50	30	100	2 7/8" Reg	2 7/8" Reg	10-1761

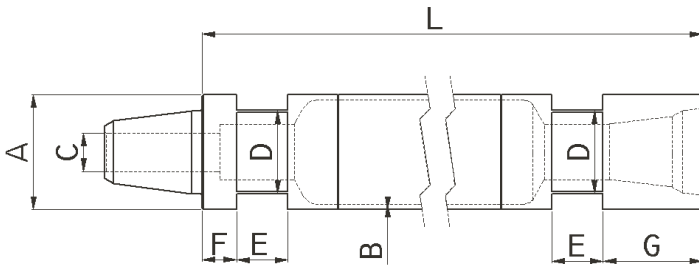
OD A	WT B	Length L	Weight Kg	Measurements, mm					Thread Box	Thread Pin	Product No.
				C	D	E	F	G			
102	6.3	6000	100	36	75	50	30	100	2 7/8" Reg	2 7/8" Reg	10-1854
102	6.3	6096	105	43	76	51	20	114	3 1/2" Reg	3 1/2" Reg	10-2023
105	8.8	6096	103	43	76	51	20	104,78	2 7/8" IF	2 7/8" IF	10-2022
114	6.3	1000	26	53	95	50	30	95	2 3/8" IF	2 3/8" IF	10-1126
114	6.3	1000	26	58	95	50	30	115	3 1/2" FH	3 1/2" FH	10-1153
114	6.3	1000	26	58	95	50	30	120	3 1/2" IF	3 1/2" IF	10-1159
114	6.3	1000	26	43	95	50	30	75	3 1/2" Reg	3 1/2" Reg	10-1132
114	6.3	1000	26	58	95	50	30	95	NC 35	NC 35	10-1150
114	6.3	1500	35	53	95	50	30	95	2 3/8" IF	2 3/8" IF	10-1127
114	6.3	1500	35	58	95	50	30	115	3 1/2" FH	3 1/2" FH	10-1154
114	6.3	1500	35	58	95	50	30	120	3 1/2" IF	3 1/2" IF	10-1160
114	6.3	1500	35	43	95	50	30	75	3 1/2" Reg	3 1/2" Reg	10-1134
114	6.3	1500	35	58	95	50	30	95	NC 35	NC 35	10-1151
114	6.3	2000	43	53	95	50	30	95	2 3/8" IF	2 3/8" IF	10-1128
114	6.3	2000	43	58	95	50	30	115	3 1/2" FH	3 1/2" FH	10-1155
114	6.3	2000	43	58	95	50	30	120	3 1/2" IF	3 1/2" IF	10-1161
114	6.3	2000	43	43	95	50	30	75	3 1/2" Reg	3 1/2" Reg	10-1138
114	6.3	2000	43	58	95	50	30	95	NC 35	NC 35	10-1149
114	6.3	3000	60	53	95	50	30	95	2 3/8" IF	2 3/8" IF	10-1129
114	6.3	3000	60	58	95	50	30	115	3 1/2" FH	3 1/2" FH	10-1156
114	6.3	3000	60	58	95	50	30	120	3 1/2" IF	3 1/2" IF	10-1162
114	6.3	3000	60	43	95	50	30	75	3 1/2" Reg	3 1/2" Reg	10-1139
114	6.3	3000	60	58	95	50	30	95	NC 35	NC 35	10-1152
114	6.3	4000	85	58	95	50	30	120	3 1/2" IF	3 1/2" IF	10-1491
114	6.3	4000	85	43	95	50	30	75	3 1/2" Reg	3 1/2" Reg	10-1176
114	6.3	5000	93	58	95	50	30	120	3 1/2" IF	3 1/2" IF	10-1727
114	6.3	5000	93	43	95	50	30	75	3 1/2" Reg	3 1/2" Reg	10-1245
114	6.3	6000	110	53	95	50	30	95	2 3/8" IF	2 3/8" IF	10-1131
114	6.3	6000	110	58	95	50	30	115	3 1/2" FH	3 1/2" FH	10-1158
114	6.3	6000	110	58	95	50	30	120	3 1/2" IF	3 1/2" IF	10-1164
114	6.3	6000	110	43	95	50	30	75	3 1/2" Reg	3 1/2" Reg	10-1141
114	6.3	6000	81	58	95	50	30	95	NC 35	NC 35	10-1293
114	6.3	6096	111	43	95	50	30	75	3 1/2" Reg	3 1/2" Reg	10-1672
114	8.8	1000	31	43	95	50	30	75	3 1/2" Reg	3 1/2" Reg	10-1171
114	8.8	1000	31	43	95	50	30	115	3 1/2" FH	3 1/2" FH	10-1622
114	8.8	1000	31	58	95	50	30	120	3 1/2" IF	3 1/2" IF	10-1185
114	8.8	1000	31	58	95	50	30	95	NC 35	NC 35	10-1179
114	8.8	1500	42	58	95	50	30	115	3 1/2" FH	3 1/2" FH	10-1229
114	8.8	1500	42	58	95	50	30	120	3 1/2" IF	3 1/2" IF	10-1186
114	8.8	1500	42	43	95	50	30	75	3 1/2" Reg	3 1/2" Reg	10-1172
114	8.8	1500	42	58	95	50	30	95	NC 35	NC 35	10-1180
114	8.8	2000	54	58	95	50	30	115	3 1/2" FH	3 1/2" FH	10-1623
114	8.8	2000	54	58	95	50	30	120	3 1/2" IF	3 1/2" IF	10-1187
114	8.8	2000	54	43	95	50	30	75	3 1/2" Reg	3 1/2" Reg	10-1173
114	8.8	2000	54	58	95	50	30	95	NC 35	NC 35	10-1181
114	8.8	3000	77	53	95	50	30	95	2 7/8" IF	2 7/8" IF	10-1165
114	8.8	3000	77	58	95	50	30	115	3 1/2" FH	3 1/2" FH	10-1230
114	8.8	3000	77	58	95	50	30	120	3 1/2" IF	3 1/2" IF	10-1188
114	8.8	3000	77	43	95	50	30	75	3 1/2" Reg	3 1/2" Reg	10-1174
114	8.8	3000	77	58	95	50	30	95	NC 35	NC 35	10-1182
114	8.8	4000	100	43	95	50	30	75	3 1/2" Reg	3 1/2" Reg	10-1344
114	8.8	5000	123	58	95	50	30	120	3 1/2" IF	3 1/2" IF	10-1459
114	8.8	6000	136	53	95	50	30	95	2 7/8" IF	2 7/8" IF	10-1167
114	8.8	6000	136	58	95	50	30	115	3 1/2" FH	3 1/2" FH	10-1231
114	8.8	6000	136	58	95	50	30	120	3 1/2" IF	3 1/2" IF	10-1190
114	8.8	6000	136	43	95	50	30	75	3 1/2" Reg	3 1/2" Reg	10-1176
114	8.8	6000	136	58	95	50	30	95	NC 35	NC 35	10-1184
114	8.8	6096	138	53	95	50	30	95	2 7/8" IF	2 7/8" IF	10-1168



Supreme Drillpipe - Standard

OD A	WT B	Length L	Weight Kg	Measurements, mm					Thread Box	Thread Pin	Product No.
				C	D	E	F	G			
114	8.8	6096	138	58	95	50	30	115	3 1/2" FH	3 1/2" FH	10-1624
114	8.8	6096	138	58	95	50	30	120	3 1/2" IF	3 1/2" IF	10-1447
114	8.8	6096	138	43	95	50	30	75	3 1/2" Reg	3 1/2" Reg	10-1736
114	8.8	7620	185	53	95	50	30	95	2 7/8" IF	2 7/8" IF	10-1169
114	8.8	7620	185	43	95	50	30	75	3 1/2" Reg	3 1/2" Reg	10-1226
127	6.3	1000	36	58	95	50	30	120	3 1/2" IF	3 1/2" IF	10-1857
127	6.3	1000	36	43	95	50	30	80	3 1/2" Reg	3 1/2" Reg	10-1300
127	6.3	1000	36	58	95	50	30	90	RD 90-4	RD 90-4	10-1863
127	6.3	1500	43	58	95	50	30	120	3 1/2" IF	3 1/2" IF	10-1858
127	6.3	1500	43	43	95	50	30	80	3 1/2" Reg	3 1/2" Reg	10-1301
127	6.3	1500	43	58	95	50	30	90	RD 90-4	RD 90-4	10-1864
127	6.3	2000	52	58	95	50	30	120	3 1/2" IF	3 1/2" IF	10-1859
127	6.3	2000	52	43	95	50	30	80	3 1/2" Reg	3 1/2" Reg	10-1314
127	6.3	2000	52	58	95	50	30	90	RD 90-4	RD 90-4	10-1865
127	6.3	3000	61	58	95	50	30	120	3 1/2" IF	3 1/2" IF	10-1401
127	6.3	3000	61	43	95	50	30	80	3 1/2" Reg	3 1/2" Reg	10-1274
127	6.3	3000	61	58	95	50	30	90	RD 90-4	RD 90-4	10-1705
127	6.3	5000	112	58	95	50	30	120	3 1/2" IF	3 1/2" IF	10-2063
127	6.3	6000	127	58	95	50	30	120	3 1/2" IF	3 1/2" IF	10-1370
127	6.3	6000	127	43	95	50	30	80	3 1/2" Reg	3 1/2" Reg	10-1307
127	6.3	6000	127	58	95	50	30	90	RD 90-4	RD 90-4	10-1866
127	8.8	1000	38	58	95	50	30	120	3 1/2" IF	3 1/2" IF	10-1867
127	8.8	1000	38	43	95	50	30	80	3 1/2" Reg	3 1/2" Reg	10-1308
127	8.8	1500	51	58	95	50	30	120	3 1/2" IF	3 1/2" IF	10-1814
127	8.8	1500	51	43	95	50	30	80	3 1/2" Reg	3 1/2" Reg	10-1309
127	8.8	2000	64	58	95	50	30	120	3 1/2" IF	3 1/2" IF	10-1868
127	8.8	2000	64	43	95	50	30	80	3 1/2" Reg	3 1/2" Reg	10-1310
127	8.8	3000	90	58	95	50	30	120	3 1/2" IF	3 1/2" IF	10-1869
127	8.8	3000	90	43	95	50	30	80	3 1/2" Reg	3 1/2" Reg	10-1311
127	8.8	5000	111						3 1/2" IF	3 1/2" IF	10-2062
127	8.8	5000	155	43	95	50	30	80	3 1/2" Reg	3 1/2" Reg	10-1291
127	8.8	6000	167	58	95	50	30	120	3 1/2" IF	3 1/2" IF	10-1870
127	8.8	6000	167	43	95	50	30	80	3 1/2" Reg	3 1/2" Reg	10-1312
127	8.8	6096	168	58	95	50	30	120	3 1/2" IF	3 1/2" IF	10-1729
140	8.8	1000	45	58	120	50	30	95	3 1/2" IF	3 1/2" IF	10-1874
140	8.8	1000	45	43	120	50	30	95	3 1/2" Reg	3 1/2" Reg	10-1416
140	8.8	1000	45	58	120	50	30	95	4 1/2" Reg	4 1/2" Reg	10-1320
140	8.8	1500	48	58	120	50	30	95	3 1/2" IF	3 1/2" IF	10-1420
140	8.8	1500	48	43	120	50	30	95	3 1/2" Reg	3 1/2" Reg	10-1418
140	8.8	1500	48	58	120	50	30	95	4 1/2" Reg	4 1/2" Reg	10-1321
140	8.8	2000	76	58	120	50	30	95	3 1/2" IF	3 1/2" IF	10-1875
140	8.8	2000	76	43	120	50	30	95	3 1/2" Reg	3 1/2" Reg	10-1425
140	8.8	2000	76	58	120	50	30	95	4 1/2" Reg	4 1/2" Reg	10-1322
140	8.8	3000	104	58	120	50	30	95	3 1/2" IF	3 1/2" IF	10-1518
140	8.8	3000	104	43	120	50	30	95	3 1/2" Reg	3 1/2" Reg	10-1426
140	8.8	3000	104	58	120	50	30	95	4 1/2" Reg	4 1/2" Reg	10-1323
140	8.8	4000	131	58	120	50	30	95	3 1/2" IF	3 1/2" IF	10-1876
140	8.8	4000	131	43	120	50	30	95	3 1/2" Reg	3 1/2" Reg	10-1871

OD A	WT B	Length L	Weight Kg	Measurements, mm					Thread Box	Thread Pin	Product No.
				C	D	E	F	G			
140	8.8	4000	131	58	120	50	30	95	4 1/2" Reg	4 1/2" Reg	10-1572
140	8.8	5000	160	58	120	50	30	95	3 1/2" IF	3 1/2" IF	10-1519
140	8.8	5000	160	43	120	50	30	95	3 1/2" Reg	3 1/2" Reg	10-1872
140	8.8	5000	160	58	120	50	30	95	4 1/2" Reg	4 1/2" Reg	10-1495
140	8.8	6000	187	58	120	50	30	95	3 1/2" IF	3 1/2" IF	10-1520
140	8.8	6000	187	43	120	50	30	95	3 1/2" Reg	3 1/2" Reg	10-1873
140	8.8	6000	187	58	120	50	30	95	4 1/2" Reg	4 1/2" Reg	10-1324
140	8.8	6000	187	53	120	50	30	95	NC 35	NC 35	10-1548
140	8.8	7620	237	47	120	50	30	95	3 1/2" Beco	3 1/2" Beco	10-1590
168	12.5	1000	120	80	152.4	70	30	127	6 5/8 Reg	6 5/8 Reg	10-1371
168	12.5	1500	145	80	152.4	70	30	127	6 5/8 Reg	6 5/8 Reg	10-1345
168	12.5	2000	170	80	152.4	70	30	127	6 5/8 Reg	6 5/8 Reg	10-1372
168	12.5	3000	236	58	152.4	70	30	127	4 1/2" Reg	4 1/2" Reg	10-1431
168	12.5	3000	228	80	152.4	70	30	127	6 5/8 Reg	6 5/8 Reg	10-1373
168	12.5	6000	409	58	152.4	70	30	127	4 1/2" Reg	4 1/2" Reg	10-1432
168	12.5	6000	396	80	152.4	70	30	127	6 5/8 Reg	6 5/8 Reg	10-1374
168	14.2	1500	117	58	120	50	30	105	4 1/2" Reg	4 1/2" Reg	10-1640
168	14.2	2000	146.5	58	120	50	30	105	4 1/2" Reg	4 1/2" Reg	10-2541
168	14.2	3000	208	58	120	50	30	105	4 1/2" Reg	4 1/2" Reg	10-1348
168	8.8	1000	84	58	120	50	30	105	4 1/2" Reg	4 1/2" Reg	10-1577
168	8.8	1500	101	58	120	50	30	105	4 1/2" Reg	4 1/2" Reg	10-1578
168	8.8	2000	118	58	120	50	30	105	4 1/2" Reg	4 1/2" Reg	10-1482
177	20	1524	173	58	127	101,6	76,2	200	4 1/2" Beco	4 1/2" Beco	10-2296
178	8.8	3000	181	58	152,4	50	30	70	4 1/2" Reg	4 1/2" Reg	10-2032
194	12	2500	200	80	152,4	70	30	127	6 5/8" Reg	6 5/8" Reg	10-2247
194	12	5000	344	80	152,4	70	30	127	6 5/8" Reg	6 5/8" Reg	10-2293
219	12	1000	159	80	178	70	30	127	6 5/8" Reg	6 5/8" Reg	10-2931
219	12	1500	191	80	178	70	30	127	6 5/8" Reg	6 5/8" Reg	10-2930
219	12	2000	222	80	178	70	30	127	6 5/8" Reg	6 5/8" Reg	10-2929
219	12	3000	285	80	178	70	30	127	6 5/8" Reg	6 5/8" Reg	10-2928
273	12.5	1000	230	80	203	50	30	100	6 5/8 Reg	6 5/8 Reg	10-1823
273	12.5	1500	270	80	203	50	30	100	6 5/8 Reg	6 5/8 Reg	10-1835
273	12.5	2000	310	80	203	50	30	100	6 5/8 Reg	6 5/8 Reg	10-1822
273	12.5	3000	391	80	203	50	30	100	6 5/8 Reg	6 5/8 Reg	10-1760
273	12.5	4000	471	80	203	50	30	100	6 5/8 Reg	6 5/8 Reg	10-1836
273	12.5	6000	631	80	203	50	30	100	6 5/8 Reg	6 5/8 Reg	10-1638
273	8.8	1000	236	58	203	50	30	100	4 1/2" Reg	4 1/2" Reg	10-1633
273	8.8	2000	293	58	203	50	30	100	4 1/2" Reg	4 1/2" Reg	10-1588
273	8.8	3000	350	58	203	50	30	100	4 1/2" Reg	4 1/2" Reg	10-1583
273	8.8	6000	546	58	203	50	30	100	4 1/2" Reg	4 1/2" Reg	10-1557
305	16	1000	335	120	265	80	35	190	10" Beco	10" Beco	10-1976
305	16	1000	577	150	350	80	35	230	12" Beco	12" Beco	10-2004
305	16	1000	350	100	265	60	50	190	210 Hex	210 Hex	10-2303
305	16	1500	392	120	265	80	35	190	10" Beco	10" Beco	10-1911
305	16	1500	654	150	350	80	35	230	12" Beco	12" Beco	10-2005
305	16	1500	438	100	265	60	50		210 Hex	210 Hex	10-2299
305	16	1500	420	80	265	80	35	190	6 5/8" Reg	6 5/8" Reg	10-2105
305	16	2000	449	120	265	80	35	190	10" Beco	10" Beco	10-1977
305	16	2000	731	150	350	80	35	230	12" Beco	12" Beco	10-2006
305	16	3000	563	120	265	80	35	190	10" Beco	10" Beco	10-1910
305	16	3000	885	150	350	80	35	230	12" Beco	12" Beco	10-2007
305	16	3000	609	100	265	60	50		210 Hex	210 Hex	10-2300
305	16	3000	564	120	265	80	35		Beco 10"	Beco 10"	10-2196



Supreme Drillpipe - Standard

OD	WT	Length	Weight	Measurements, mm					Thread	Thread	Product
A	B	L	Kg	C	D	E	F	G	Box	Pin	No.
305	16	6000	906	120	265	80	35	190	10" Beco	10" Beco	10-1932
305	16	6000	1348	150	350	80	35	230	12" Beco	12" Beco	10-2008
305	16	6000	945	120	265	80	35		210 Hex	210 Hex	10-2301
305	16	10000	1407	100	265	60	50	190	210 Hex	210 Hex	10-2302
324	16	1795	407	80	260	50	30	80	6 5/8" Reg	6 5/8" Reg	10-2297
406	12	1000	387	80	350	80	27	47	6 5/8" Reg	6 5/8" Reg	10-2549
406	12	2000	508	80	350	80	27	47	6 5/8" Reg	6 5/8" Reg	10-2540
406	12	3000	628	80	350	80	27	47	6 5/8" Reg	6 5/8" Reg	10-2281
406	12	3800	728	80	350	80	27	47	6 5/8" Reg	6 5/8" Reg	10-2548
406	12	3800	720	80	350	80	27	47	6 5/8" Reg	6 5/8" Reg	10-2554
406	12	4000	750	80	350	80	27	47	6 5/8" Reg	6 5/8" Reg	10-2552
406	12	5000	598	80	350	80	27	47	6 5/8" Reg	6 5/8" Reg	10-2282
406	12	6000	993	80	350	80	27	47	6 5/8" Reg	6 5/8" Reg	10-2283
406	12	6000	990	120	350	80	27	47	8 5/8" Reg	8 5/8" Reg	10-2677
406	12	7000	1114	80	350	80	27	47	6 5/8" Reg	6 5/8" Reg	10-2553
406	12	7500	1175	80	350	80	27	47	6 5/8" Reg	6 5/8" Reg	10-2550
406	35	2000	870	150	350	60	30	180	Beco 12"	Beco 12"	10-2087